

Xerox® Color J75 Press



Xerox® Color J75 Press  
Produce high-value jobs and  
highly satisfied customers.



# Growing your business continues to be a challenge. Doesn't it?



## **It always has been. But let's talk about what could make it easier.**

Every day, you face more pressure to offer more—more complex jobs, more high-value solutions, more value and all at faster turnaround times. Achieve it, and business growth isn't as complicated as it has always seemed to be. Easier said than done? Not anymore.

The Xerox® Color J75 Press makes delivering for your customers easier than ever. It automates great color. It runs heavyweight stocks at full rated speed. It provides scalable feeding and finishing solutions that produce a range of high-value applications. And it offers workflow

power and flexibility so it all integrates with your offset business and complements your existing workflow.

If your business is ready for growth, then the Xerox® Color J75 Press is the powerful solution you've been waiting for.



# Answering Some Critical Questions



Are you looking to run more high-value applications—the kind that generate the return on investment that both you and your customers demand? Are they asking for faster turnaround times? Are you migrating from simple color customer requests to the more complex jobs where color matching is critical? From existing applications to digital?

Normally, none of that adds up. It used to be that you had to tell your customers they could have it fast, or have good quality, or have a competitive price. Maybe they could pick two. But three? Not a chance.

Now there is an answer to those questions. It's your answer to a more productive printing solution and a stronger business. It's the Xerox® Color J75 Press.

## More—uptime, productivity, options and opportunity.

So why buy the Xerox® Color J75 Press? Because it offers you—and your customers—more. More of the types of jobs that are more in demand. More stocks that run at rated speed and that become the finished applications that bring a premium price. More productivity and reliability that add up to more profit. And more opportunity as you become the go-to partner for a wider variety of customers.

And in the case of the Xerox® Color J75 Press, less is also more. You get the ultimate digital production solution in a smaller footprint.

### The Centerpiece of a More Flexible Solution

The Xerox® Color J75 Press is the center of a complete digital printing solution designed at every turn to make you more productive and profitable. The J75 solution integrates everything you need to get started—and thrive—in the digital print marketplace.

Unique media that expand your capabilities. Workflow solutions that streamline your processes. And Business Development Services that help you find opportunity and build a stronger business.

### Easy to get started. Quick to master.

One of the most powerful features is its ease of use so that every operator can quickly get the most out of its tremendous capabilities. The result is that you can spend time on more activities that build your business.

The Xerox® Color J75 Press has been designed with flexibility in mind—balancing the right solution to enter the world of digital or expand your customer base, remarkable power and walk-up ease, and resources to grow your business and the low costs to stay competitive.



The Xerox® Color J75 Press delivers big versatility in a small footprint—balancing the power to build a stronger business with the ability to control costs.

# Color That's Automatically Better

**How good is your color management? And how important is it to your growing business?** When you need to match corporate colors and industry color standards, automated color management is a game-changing capability.


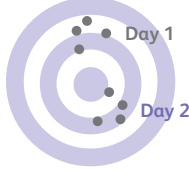

At the heart of the Xerox® Color J75 Press is the inline spectrophotometer. It's truly the nerve center of the Xerox® Color J75 Press, providing the power of our Automated Color Quality Suite (ACQS) color management tools to improve color stability, accuracy and repeatability. And with the spectrophotometer placed strategically within the paper path, automated processes like color calibration and destination profiling are automatically streamlining workflow, boosting your productivity—and improving your bottom line.

## Automated Calibration for Consistently Outstanding Color

The ACQS inline spectrophotometer automates a critical element of color management—press calibration. It can be set to run automatically on a schedule, eliminating the problem of busy operators forgetting to calibrate—totally “hands free.” It makes it easy to be consistent across multiple shifts and operators—no more guessing.

### Automated Calibration:

- Eliminates mistakes due to human error or misfeeds when calibrating by hand—or not at all. There is no separate feeding of calibration charts.
- Reduces non-productive printer time and facilitates job turnaround.
- Can be scheduled to run automatically at the next job boundary after so many elapsed hours or printed pages.
- Reduces color variation because operators forget to calibrate or calibrate off schedule due to workload. (FreeFlow® Print Server only.)
- Performs automatic white balance calibration (of the spectrophotometer) to ensure that the sensor always returns accurate results.

Typical Approaches to Color		Xerox® ACQS
		
<p><b>Absence of conventional color management will be hit or miss.</b> With variations in operator skill, materials and environmental factors, press output quality can easily drift away from optimum results.</p>	<p><b>Calibration generates more consistency but not necessarily more accuracy.</b> Manual or automated calibration will first help you achieve more predictable color outputs.</p>	<p><b>Keep your Xerox® press both stable and accurate.</b> With automated, on-press calibration and profiling, you'll be able to better match approved proofs and previously printed jobs.</p>

## Advanced Destination Profiling for Improved Color Accuracy

Advanced Destination Profiling creates a superior, custom ICC-compliant Destination Profile for color critical applications, such as photos and direct mail that require a high degree of color accuracy and detail as well as a pleasing appearance—all at the touch of a button.

### Advanced Destination Profiling:

- The proofing and approval process has never been easier. Color match the designer's intent, usually on the first try.
- Yields improved color consistency between machines and over time on one machine.
- Provides outstanding color accuracy to industry color standards such as GRACoL® and ISO.
- Results in better neutrals, shadow and highlight detail, and photo rendering.

# Be ultimately confident—with Confident Color.

Xerox prides itself on the fact that we deliver industry-leading, automated color management technology across our digital color portfolio. In conjunction with the Xerox® Color J75 Press, Xerox® Confident Color, a collection of the finest color management technologies and services, delivers more outstanding color and more saleable output. From consulting expertise to business development tools to custom solutions, Xerox® Confident Color can help you delight customers, produce more jobs, reduce your costs and grow your business.

## Consistently Vibrant Images—Print After Print


The Xerox® Color J75 Press achieves advanced image quality that satisfies even the most demanding customers with an innovative set of options—all designed to produce outstanding, accurate, repeatable quality. It is recognized for outstanding color quality with Fogra certification, as well as being licensed by PANTONE® for spot color matching to the PANTONE® MATCHING SYSTEM, PANTONE Goe™ and PANTONE PLUS.

## A Perfect Match

Partnerships with some of the leading names in the industry such as CGS ORIS and CMI allow you to be sure that your offset and digital business work together seamlessly and deliver matching, outstanding color.

CGS ORIS and CMI provide high quality, accurate and repeatable color reproduction on one—or more—presses. With one solution, you can accurately color manage different technologies, including digital color presses, continuous feed presses and offset lithographic presses—from job to job, day to day and year to year.

In partnership with CMI and CGS ORIS, Xerox® Confident Color can improve productivity by load balancing cross-media jobs such as books with offset covers and digital printed body, substantially reduce output errors and waste, shorten approval times and improve turnaround times, and provide predictable and repeatable color output to enhance your reputation for quality. The sum total of these advantages immediately flows to your bottom line, as you use the power of Xerox® Confident Color to retain clients and attract new ones.



## Xerox® MatchAssure

MatchAssure is a targeted color management solution designed to match multiple Xerox® production color devices to corporate color or industry color standards. MatchAssure—optimized for your Xerox® workflow—provides fast and simple profile creation, requires no special expertise and minimizes the impact on your operation. The resulting profiles help you achieve even greater consistency across your fleet of Xerox® digital presses. And that means more of everything that matters—quality, customers and marketshare.



# Features that Deliver Productivity, Quality and Reliability



**1 User Interface:** The User Interface provides quick and easy access to Scan, Copy, Accounting and integrated applications such as Mobile Printing.

**2 Oversized High-Capacity Feeder:** For larger stocks, choose one or two robust production paper trays each holding 2,000 sheets of coated or uncoated media.

Reliable paper movement prevents misfeeds. This production-class feeder has four blowers, an advanced roller system and a center registration system (shown). Offered in 1 and 2 tray configurations.

**3 Load-While-Run Dry Ink:** Provides longer print runs and enhanced productivity. Two black Dry Ink SMart Kit® replaceable units keep replenishment intervention to a minimum and productivity to a maximum.

SMart Kit replaceable units for Dry Ink, drum rolls, fuser and waste Dry Ink bottle raise uptime to all-time highs.

**4 Front to Back Registration:** Contact Image Sensor provides adjustments to deliver  $\pm 1$  mm front to back registration.

**5 Image Quality:** 2400 x 2400 dpi resolution. The self-cleaning Corotron assembly offers improved productivity and image quality. Our Xerox® “low melt” EA (Emulsion Aggregation) Dry Ink technology is chemically grown and its small, consistent particles produce great quality with less Dry Ink.

**6 Paper Path:** Straight, simple paper path increases reliability.

**7 Three Standard Paper Trays:** Along with the bypass tray, holds 1,900 sheets of paper.



## A surprising host of options, unsurpassed productivity and automation.

Whether you're new to digital color or upgrading your current capabilities, the Xerox® Color J75 Press has features that enable you to say yes to more and more of your customers' most demanding jobs and to produce them with outstanding quality and increased profit.

Take a closer look inside and out, and you'll see how the Xerox® Color J75 Press is built to give you reliable performance, exceptional media handling, customer-pleasing quality and outstanding productivity from start to finish.

**8 Scanner:** The document handler holds 8.5" x 11" (A4) to 11" x 17" (A3) originals. Automated duplex scanning at a resolution of 600 x 600 dpi at up to 200 ipm and copying at 2400 x 2400 dpi at speeds up to 76 ppm through the Duplex Automatic Document Feeder.

**9 Smart Decurler Module:** You get outstanding productivity in your finishing equipment because this robust post-fuser decurler with two rollers and bars ensures that sheets are flat. The "smart" decurler built into the paper path takes into consideration the side, the Dry Ink coverage and the humidity and applies the most appropriate pressure to ensure the flattest output.

**10 Intelligent Fuser:** Assign a dedicated sheet size to the fuser. The press intelligently detects job and fuser setting mismatches, minimizing waste and saving time.

**11 Inline Spectrophotometer:** An integrated spectrophotometer in the paper path automates functions such as calibration, and destination profiling.

**12 Optional Finishers:** Produce more revenue-generating applications, including coated paper, inline with a suite of optional finishers: Standard Finisher with optional folder, Standard Booklet Maker Finisher with optional folder, SquareFold® Trim Module, GBC® AdvancedPunch and High-Capacity Stacker.

**13 SquareFold® Trimmer Module:** Attach the Standard Booklet Finisher for greater versatility and enhanced output. This optional module enables face trimming and square folding for higher quality booklets and brochures.

# Capabilities that Move Your Business Forward

**As you move into higher monthly print volumes and heavier weighted paper stocks, the Xerox® Color J75 Press moves you to the head of the pack.** Producing jobs on stocks up to 300 gsm (110 lb cover) expands your creativity without slowing your productivity. Do more great work faster, leveraging maximum print speed with excellent print quality.

## **Run heavyweight stocks and meet tight timelines.**

There's no doubt that heavyweight stocks make a big impression in applications ranging from business cards to brochures. The Xerox® Color J75 Press provides automatic perfecting on heavyweight stocks up to 300 gsm (110 lb cover) and delivers more productivity and more flexibility to take on demanding jobs without manual intervention. You get the same exceptional image quality across heavyweight and lighter weight stocks so you can be confident that prints look the way you want them.

## **Greater Reliability with Remote Services**

A suite of Remote Services increases reliability, uptime and productivity—making it easier for us to help you make your business stronger. Remote Services integrates systems and tools, and couples them with highly skilled Xerox support teams to provide proactive problem resolution and a robust underlying knowledge of your needs. Remote Services:

- Transmit machine data to provide preventive maintenance, predict machine failure and reduce the time to fix problems.
- Monitor supplies and consumable (such as Dry Ink) levels and automatically replenish them, saving time and making sure you have what you need to keep printing.
- Automatically report billing meters, saving time and improving accuracy.

## **Specialty media is one of our specialties.**

To take full advantage of the Xerox® Color J75 Press's exceptional media latitude, Xerox offers specialty media for a wide variety of custom applications such as Premium Never Tear synthetics, DocuMagnets and more. And with Xerox® specialty media, you can bring new life to existing applications or expand your offerings.

Adding creative, personalized content to heavyweight specialty stock gives you an unbeatable combination that creates the type of high-value applications that deliver the ROI your customers expect.

## **Control quality and save time with Simple Image Quality Adjustment (SIQA).**

The jobs your customers demand require excellent alignment and registration. And the Xerox® Color J75 Press provides exceptional control over both with the Simple Image Quality Adjustment toolset. But that power doesn't come at the cost of simplicity. SIQA gives you automated registration control, assuring that your customers' jobs meet the most exacting standards. And SIQA's SMILE correction process lets you adjust density uniformity, giving accurate color edge to edge, page to page.

## **Advanced scanning adds to your capabilities.**

The scanner on the Xerox® Color J75 Press gives you new ways to create and collaborate. Scanning options, such as to scan to email, give your customers instant access to digital proofs. You can also walk up and easily archive hard copy or create booklets in minutes. Automated duplex scanning at a resolution of 600 x 600 dpi and copying at up to 76 ppm and at 2400 x 2400 dpi delivers great color with ease—all at speeds up to 200 ipm. It can even handle larger paper sizes up to 11" x 17", saving you the time and effort of multiple scans for a single oversize document or image.



# Multiply your productivity and your profit.

**Beyond the tremendous productivity that is built into the Xerox® Color J75 Press**, we offer a range of solutions that allow you to produce the highest-value jobs and achieve the highest levels of profit.

## Productivity Apps for Unparalleled Efficiency


We offer FreeFlow® software solutions that increase your capabilities right out of the box and integrate into your workflow, regardless of which color server you use. They come with analyst support to get you started and assist you with ready-made templates for your applications. In the end, you have the tools and the training to be successful—immediately.

- 1 VI on the Fly**—Versatile templates and workflow to produce personalized business cards, postcards and posters.
- 2 Set Up and Go**—Simplified job preparation and imposition templates to create calendars, booklets and more.
- 3 One Touch**—Automated workflows ready to go for producing postcards, business cards, booklets and calendars.
- 4 Book It!**—Pre-press automation developed specifically to simplify book production.

## Higher Value Jobs through Personalization

One of the things that undeniably drives up the value of the applications you provide to your customers, and they provide to theirs, is personalization. A host of offerings, from our own Xerox® Variable Information Suite and XMPie® to a range of business partner solutions, give you a distinct advantage in an increasingly competitive marketplace. Whether you are new to VDP or are a seasoned pro, we give you a way to produce everything from simple name personalization to ROI focused cross-media campaigns.

Personalized jobs cut through the clutter, get more attention, drive up response rates and information retention, and result in higher profits for the organization that uses and the partner that produces them. Offset can't do it. Neither can many competitive digital printing solutions. When you can, you have a real difference that can grow your business.



# Feeding and Finishing Capabilities that Grow with Your Business

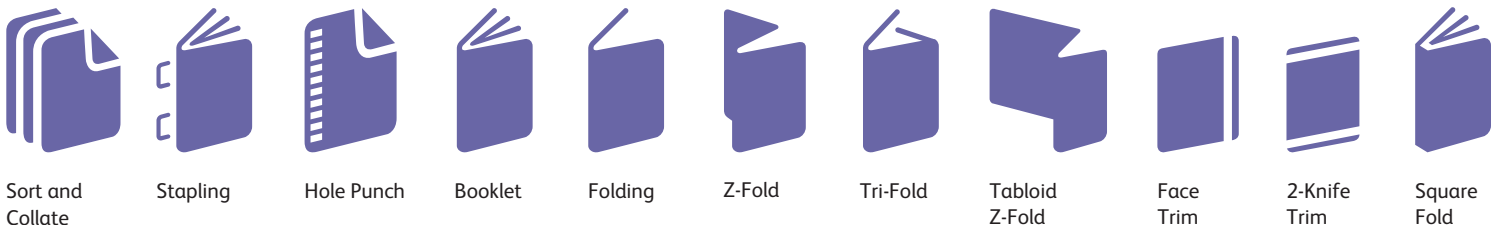
Productivity from start to finish. The Xerox® Color J75 Press gives you the choices you need to make anything from coated brochures, folded newsletters, finished presentations and full bleed booklets. And do it all with the productivity that can strengthen your bottom-line and grow your business.

## Feeders and Finishers



- 1 Oversized High-Capacity Feeder:** Adds capacity as well as up to two additional media selection points for large and heavyweight media and high-value applications. Available in 1 and 2 tray configurations.
- 2 GBC® AdvancedPunch:** Lets you create professionally bound documents in-house by combining printing, punching and collating into one convenient step.
- 3 High Capacity Stacker\*:** 5,000 sheet stacking for long production runs.
- 4 Standard and Booklet Maker Finisher:** This finishing module enables coated booklets, brochures and bi-fold mailers as well as stacking, stapling and hole punching. It also includes an interposer input tray. Even more versatility can be obtained with the addition of the optional tri-fold, z-fold and tabloid z-fold module for this finisher.
- 5 Xerox® SquareFold® Trimmer Module:** Enhances the power of the Standard Finisher and Booklet Maker with the ability to adjust face trimming and produce a squared spine on a booklet for a perfect bound-like appearance.
- 6 The Xerox® 2-Knife Trimmer Module:** Provides a head and foot trim designed to work in combination with the Xerox® SquareFold® Trimmer Module. This inline solution produces professional-looking full-bleed booklets by trimming all three sides.

\* Interface module required.



Adding the perfect finish to any creative idea is easy with a wide variety of options.

# Print Servers that Produce More Work with an Easier Workflow

**We offer a choice of print servers, so you're sure to find one that fits your workflow.** They all put a variety of color tools, workflow capabilities, processing speed and sophisticated color management controls at your fingertips.

## Color Workflow Software

Each server is designed to meet a specific set of workflow and application requirements. Your Xerox representative will help you choose the one that best suits your needs.



Xerox® FreeFlow® Print Server




Xerox® EX Print Server,  
Powered by Fiery®

\* Stand is optional

## Adobe® PDF Print Engine (APPE)

Supported by the Xerox® FreeFlow® and Xerox® EX Print Servers.

Before



Transparency handling

After



Before



Spot color callouts

After



The Adobe PDF Print Engine—or APPE—is the gold standard in PDF processing, producing PDF files that flow through your shop with a minimum of intervention. No more transparency problems. No more color matching challenges. Instead, you will see faster turnarounds. More accurate results—and more returning customers.

# Xerox® Color J75 Press Specifications

## Resolution

- Print/Copy: 2400 x 2400 dpi  
Scan: 200 x 200, 300 x 300, 400 x 400, 600 x 600
- Line Screens: 600, 300, 200, 150 Dot, 200 Line Screen, Stochastic Screen

## Technology

- Automatic Color Quality Suite (ACQS)
- Load-while-run capability
- Advanced Registration Technology for tighter control
- Custom paper registration profiles
- Simplified Image Quality Adjustment (SIQA) Toolset
- Xerox® EA low melt Dry Ink
- Smart Kit® replaceable units for Dry Inks, drums, fuser, waste bottle, staples
- Active decurling for heavyweight media

## Selected Color/Graphic Arts Credentials

- Fogra certification, PANTONE MATCHING SYSTEM, PANTONE Goe™, PANTONE PLUS, Adobe® PDF Print Engine®

## Integrated Scanner

- Color scanner
- Single pass duplex scanning
- Scan to a variety of output options
- 250 sheet capacity
- Up to 200 ipm (Color and Black and White)
- Originals up to 11" x 17" (A3) in weights from 38 gsm (16 lb bond) – 200 gsm (53 lb bond)
- Duplex Automatic Document Feeder (DADF)

## Productivity/Print Speeds

- Duty Cycle: 450,000
- A4/76 ppm 8.5" x 11" 75 ppm (64 – 300 gsm)
- A3/11" x 17" 39 ppm (64 – 300 gsm)
- SRA3/12" x 18" 35 ppm (64 – 300 gsm)

## Paper Flexibility/Weights

- Internal Trays 1-3: 550 sheet each, 18 lb bond – 80 lb cover (64 – 220 gsm) uncoated; 28 lb bond – 80 lb cover (106 – 220 gsm) coated
- Bypass Tray: 250 sheets, 18 lb bond – 110 lb cover (64 – 300 gsm) uncoated; 28 lb bond – 110 lb cover (106 – 300 gsm) coated
- Coated, heavyweight, transparencies, DocuMagnet, labels, tabs; all trays run coated stock

## Paper Format/Sizes

- Maximum sheet size all trays: 13" x 19.2"/SRA3/330 x 488 mm
- Maximum print image area: 12.72" x 18.9"/323 x 480 mm
- Maximum copy image area: 11.6" x 16.8"/297 x 432 mm
- Minimum paper size trays 1-3: 5.5" x 7.2"/140 x 182 mm
- Minimum paper size bypass: 4" x 5.6"/100 x 148 mm
- Minimum paper size OHCF: 7.2" x 10"/B5/176 x 250 mm

## Paper Capacity and Handling

- 1,900 sheets up to 13" x 19.2"/SRA3 standard via three internal trays and bypass tray
- Maximum paper capacity: 5,900 sheets 13" x 19.2" SRA3 via standard trays and two Oversized High Capacity Feeders (optional)
- 300 gsm/110 lb coated and uncoated automatic duplex (Oversized High Capacity Feeder recommended)

## Options

- Oversized High Capacity Feeder
  - 18 lb bond – 110 lb cover (64 – 300 gsm) uncoated
  - 28 lb bond – 110 lb cover (106 – 300 gsm) coated
  - 7.25" x 10.5"/184 x 267 mm/B5 to 13" x 19.2"/SRA3/330 x 488 mm
  - One or two Tray Module: 2,000 sheets or 4,000 sheets
  - Small media support included 2-OHCF

- GBC® AdvancedPunch
  - Punch configurations available in A4 and 8.5" x 11"
- Standard Finisher
  - 500 sheet top tray, 3,000 sheet stacker tray
  - Multi-position hole punching and stapling
  - Stapling, coated and uncoated, up to 100 sheets
  - 200 sheet interposer for pre-printed and full bleed sheets
  - Optional Folding Module for tri-fold and Z-fold
- Booklet Maker Finisher
  - All features of standard finisher
  - Coated/uncoated booklet bi-fold or saddle-stitched booklets
  - Up to 25 sheet (100 page) booklet
  - Optional Folding Module for tri-fold and Z-fold
- SquareFold® Trimmer Module
  - Square fold up to 25 sheets
  - Face trim between 2 – 20 mm in 0.1 mm increments
  - Paper weights: 18 lb bond – 110 lb cover (64 – 300 gsm) coated and uncoated
- High Capacity Stacker
  - 500 sheet top tray
  - 4" x 5.6"/102 x 142 mm – 13" x 19.2"/SRA3
  - 5,000 sheet main tray
  - 7.2" x 10.5"/182 x 257 mm – 13" x 19.2"/SRA3
- 2-Knife Trim
  - Precision top and bottom trimming up to 25 sheets/100 pages
  - Trim between 2 – 35 mm per edge (1/16" – 1 3/8" each side) with symmetric or asymmetric cut
  - Stock weights: 18 lb bond – 110 lb cover (64 – 300 gsm) coated and uncoated

## Choice of Print Servers

- Xerox® FreeFlow® Print Server
- Xerox® EX Print Server, Powered by Fiery®

## Electrical

- Printer: 200 – 240 VAC 50/60 Hz
- Options: 100 – 240 VAC 50/60 Hz

## Printer Dimensions

- Height: 54"/1,372 mm
- Width: 68"/1,714 mm
- Depth: 31"/777 mm



Xerox® Color J75 Press  
is certified by Fogra

Contact your Xerox representative for details to find out more about adding a bit of color to your business.