

Priport™ JP5000



Priport™

Digital Duplicator



**Compact A3 unit
with impeccable print quality**

RICOH
Image Communication



Hotline

01111114194

فرع فيصل: 3 ش فهمي حجازي - من حسن عبد العال - متفرع من ش فيصل - أمام إدارة الهرم التعليمية

ت: 01112000561-01112000645-33935880-33935881

فرع مدينة نصر: 17 ش عبد الحكيم الرفاعي - من ش عباس العقاد - امام الحديقة الدولية

ت: 01112000539-01112000568-26721840-26721839

فرع اسكندرية: وابور المياة 25 ش أحمد ذكي أبو شادي - متفرع من ش المنارة - أمام نادي مياة أسكندرية

ت: 01211644002-01211644470-01211634446-01211644005-4252158

The ultimate combination

Welcome to an impressive new level of printing excellence. The Priort™ JP5000 digital duplicator brings together a rare synergy of technological breakthroughs - including Ricoh's dual cylinder system, an innovative paper clamp mechanism and new masters - to present an entirely new printing process. We've enhanced the paper feed mechanism for greater precision and redesigned the paper delivery tray to improve paper stacking. And to boost productivity, the JP5000 offers the world's fastest first-print time (an A4 copy in under 12 seconds), A3 printing capability and expanded paper handling capacity. To lighten your load, it provides a lower noise level

(comparable to copiers), a user-friendly operation panel,

a simplified master setting/clean master eject unit

and cost-effective automatic A4 master

switching. Options include a new

editing function featuring our

original image memory and stamp

function, along with a remarkably

versatile Make Up feature.



Excellent printing-on-demand quality

Superior Quality

Ultra-fine thermal head

The JP5000 uses Ricoh's new ultra-fine thermal head to provide sharper-edged text and images that match the quality of your originals more closely than ever before. A quick comparison with any conventional copy is all the convincing you'll need.



Letter/Photo Auto Separation and Pencil Mode

Now, by selecting Letter/Photo Mode on the operation panel, anyone can combine text and photos to create beautiful copies, without having to use the Make Up function.

The new Pencil Mode enables you to scan and print even light-toned pencil originals.

Easy duplicates from bound-type originals

The JP5000's new flatbed scanner employs Ricoh's advanced depth-of-field technology to provide clearer copies from paste-ups, without creating shadows. The JP5000 is able to distinguish how far your original images are from the contact glass - enabling you to copy even bulky items.

Background correction

Provides sophisticated reproduction of images with coloured backgrounds to deliver a greater degree of copy clarity - automatically.

Quality start

Drum surfaces tend to dry out when the previous copy is left for an extended period and at low temperatures. In particular, when using a colour drum after a long time, the first few copies tend to appear light and are wasted. With the JP5000, however, you can start rotating (idling) the drum so the ink spreads to the surface before you start printing, to ensure you get usable copies from the first copy. The JP5000 recycles ink left on the previous master and eliminates unnecessary waste of masters.

Tint Mode

Tint Mode enables you to adjust the shade of your chosen ink colour. Position a picture in the background in Tint Mode, for example, then superimpose the text in solid colour to create a more striking impact, more eye-catching appeal.



Original



Tint Mode

A4 masters with A3 drum

When multiple (more than two) A4 originals are set on the DF, the masters will be cut to A4 size. This ensures substantial savings in the cost of masters and the ink disposed with ejected masters. For customers who frequently use A4 originals, an optional A4 size drum is also available.

Versatile Features

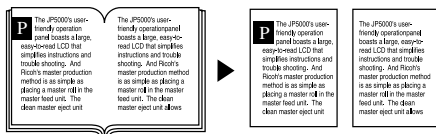
Auto Magnification Selection (paper size reduction/enlargement)

The JP5000 is the world's first model to feature Auto Magnification Selection. Original paper size detection allows a more sophisticated level of paper size reduction/enlargement. Now you can print an original of one size to a different size of blank paper with the appropriate reduction/enlargement ratio. This function reduces misprints caused by inappropriate reduction/enlargement ratios.

Enhanced features for your digital duplicating needs

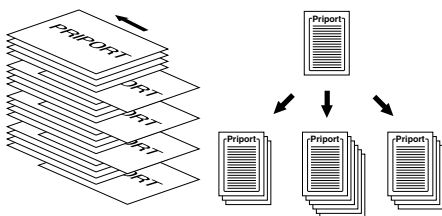
Automatic Margin Erase Function

Allows you to make perfect duplicates of book-type originals without unsightly shadows between pages or at the outer edges. When the platen cover opens to an angle of 25 degrees, the JP5000 detects and erases shadows automatically, without having to search for and select special keys.



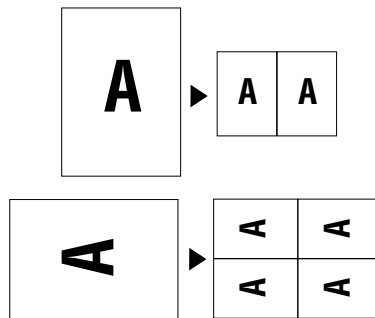
New Class Function and Tapeless Job Separator

The JP5000 includes a versatile Class Function that enables you to designate up to nine school grades and 12 classes. The new Tapeless Job Separator features a Built-in Job Separator that eliminates the need for a conventional marker tape or other supplies - an important source for cost savings. The JP5000 is the world's first model of this type to feature the Class Function and Job Separator.



Easy quadruple copies

In addition to Ricoh's conventional combine-two-originals mode, the JP5000 enables you to create quadruple copies of any original without having to use the editing function.



Connects to personal computers

Ricoh's controller enables you to connect one or more personal computers to the JP5000, making it the centre of your office printing operations. Now you can create quality images on your computer, then directly place your print orders for major time and efficiency savings. It even allows you the flexibility of overlaying an image placed on the platen or ADF with another image sent by computer.

Initial Setting (customer-selected default)

This valuable time-saving feature allows you to set your preferred initial setting for each function to enhance day-to-day operations.

Copier-like operation panel with large LCD

Our newly designed operation panel enables user-friendly copier-like operation. The large, four-line LCD displays graphic images for clearer instructions and easier troubleshooting. The convenient Image Position Keys enable you to set the print image position and display it in the LCD. Using these keys, you can shift the image horizontally to change the drum position - a major improvement over previous models which required manual movement of the paper feed table position. This new method is easier and more accurate.

Options for Editing

Automatic Image Rotation

For basic printing, you can set your originals horizontally or vertically, regardless of the direction of the paper in your trays. The scanned image is automatically rotated to match the direction of the blank paper. Furthermore, when reducing an A3 original to A4 size, the image is automatically scanned and rotated to match your paper. Automatic Image Rotation helps prevent misprinting.

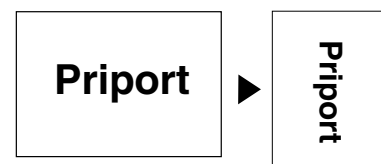


Image Editing Functions

Simple, creative editing procedures enable you to prepare powerful presentation materials and manuals.

- Image overlay: allows mixing of two original images, or of Tint Mode and text.
- Format overlay: enables you to memorise the format of your first original, then use it as an overlay for succeeding copies.
- On-line overlay: permits you to mix PC data with originals placed on the contact glass.
- Repeat: lets you reduce and print an image repeatedly.
- Combine originals: allows you to reduce and print 4, 8 or even 16 original-page images onto a single sheet.
- Stamp: permits you to print the date, page, confidential stamp, or other selected text over originals.

Make Up Function

Make Up function enables you to carry out Mix, Delete, Graphic Screening, and other such operations with speed and efficiency.

Options

• DF type 55

ADF (Auto Document Feeder)

The JP5000's ADF allows you to feed and scan paper originals in series, for an impressive new level of efficiency.

• Editing function Type 50

• Colour Drum Type 50 (A3), Type 40 (A4)

Choose from a growing range of colours to bring your documents to life and make them more attractive.

• Controller

Superior print quality. Fast.

Fast Printing and Simple Operation

World's fastest first-print time

The new air vacuum buffer mechanism reduces your first-print time to under 12 seconds (A4) - yet another world record in this class for Ricoh. This feature, together with the JP5000's 120 cpm output speed, ensures greater overall productivity.

Simplified master setting

Ricoh's newly developed master setting procedure is remarkably easy and efficient. Just place the master roll in the master feed unit, set the master flange, then position the leading edge. The clean master eject unit enables easy ejection from the front cover to permit cleaner and more efficient disposal of masters than ever.

Setting of originals at the corner

Locating the document positioning point in the top-left corner simplifies accurate placement of originals.

Security Mode

Security Mode prohibits a master on the drum from being printed by unauthorised persons. Selecting this mode locks the drum and prevents access to confidential information on a master left on the drum. Ricoh's exclusive Security Mode eliminates the need to throw out masters when you want to keep information safe.

User-Oriented Design

Compact design

The JP5000's compact design is tightly packed with high-performance features.

Dual Cylinder System with paper clamp feeding

Ricoh has developed an entirely new printing process for the JP5000 - the Dual Cylinder System. Instead of a press roller, it uses a

press cylinder to provide a larger paper press point, ensuring more solid fill. The Paper Clamp Mechanism greatly enhances the accuracy of registration. And it offers lower noise levels.

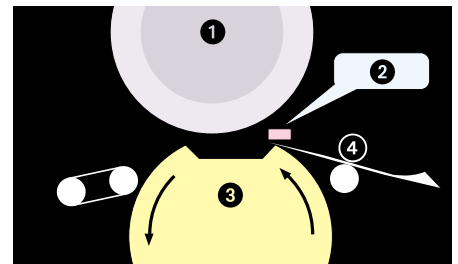
Environment-friendly and Cost-conscious

Energy Saver

When idle the JP5000 automatically saves electricity by switching itself to the Energy Saving Mode. This cuts the power consumption to 10 W.

Quiet as a copier

Ricoh's new dual cylinder system combined with a safety noise shutter in the paper feed tray and decreased use of gears and cams, reduces running noise to very low level - equivalent to a 60 cpm copier.



- ① Drum
- ② Paper Clamper
- ③ Press Cylinder
- ④ Paper

Paper alignment wing/deflectors

By upgrading the paper alignment wing on the JP5000, we've improved paper stacking to ensure greater reliability, especially with thin paper. By setting the paper thickness on the operation panel, you can adjust the deflector angle for more precise paper stacking and easier paper handling.



Priport™ JP5000

Technical Specifications

Specifications

Type:	Fully integrated digital stencil duplicator
Originals:	Sheets/book
Original Size:	Platen cover: 305 x 432 mm
	DF: 297 x 864 mm
Print Paper Size:	
	Max.: 325 x 447 mm
	Min.: 70 x 148 mm
Print Paper Weight:	45-210 g
Print Area:	290 x 409 mm
Printing Speed:	60 - 120 sheets/min.
First Print Time:	12 sec. (A4)
Pixel Density:	400 dpi
Image Modes:	Letter Mode, Photo Mode, Letter/Photo Auto Separation, Pencil Mode
Reproduction Ratios:	141, 122, 115, 100, 93, 87, 82, 71%
Zoom:	50 - 200% in 1% steps
Colour Printing:	By replacing optional drum
Paper Feed Table Capacity:	1,000 sheets/80 gm ²
Paper Delivery Table Capacity:	1,000 sheets/80 gm ²
Master Roll Capacity:	200 masters/roll (A3)
Power Source:	220 - 240 V/50/60 Hz
Power Consumption:	Max. 280 W
Dimensions (W x D x H):	1,405 x 650 x 578 mm (A3)
Weight:	94 kg

Special Features:

- A4 Master Auto Cut (with DF)
- Quality Start
- Security Mode
- Job Separator
- Tint Mode
- Economy Mode
- Energy saving position uses only 10 W
- Auto Margin Erase
- Directional Magnification
- Programme Mode
- Skip Feed Mode
- Initial Setting
- Class Mode
- Combine Two Originals/
Quadruple Copies
- Auto Background Correction

Options

Priport™ DF Type 55
Priport™ Editing Function Type 50
Priport™ Colour Drum Type 50 (A3)
Priport™ Colour Drum Type 40 (A4)
Sorter JS40
Computer Connection available

Supplies

Priport™ Master JP50
Priport™ Ink Black JP10 (1,000ml)
Priport™ Colour Inks JP10 Red, Green, Blue,
Brown, Navy*, Purple*, Yellow*, Maroon*,
Orange* and Teal* (1,000ml)
Priport™ CM Ink (Colour Matched Inks)
Please ask for our CM Ink brochure for a
thorough colour ink update.

*For availability check with your local dealer



Ricoh has been granted a certificate of ISO 9001, which is the International Standard for Quality Systems.

Ricoh believes in conserving the earth's precious natural resources. This brochure is printed on environmentally friendly paper.

Specifications and external appearance are subject to change without notice. The colour of the actual product may vary from the colour shown in this brochure.

RICOH

Image Communication Home Page: <http://www.ricoh.co.uk>

RICOH UK LTD, Ricoh House, 1 Plane Tree Crescent, Feltham, Middlesex, TW13 7HG. Phone: +44 (0)208 261 4000 Fax: +44 (0)208 261 4288

For more information, please contact: